



Moving to Sports Connect / Blue Sombrero



Why are we moving to a new registration system?	To provide a more stable and modern registration system that is easier for our members to use, to support our growth as a league, and to provide “behind the scenes” improvements that will make it easier for CHLL to support the registration and team management processes
What is not changing?	<ul style="list-style-type: none">• Same league with our same outstanding players and volunteers!• Same basic fee as the last several years, along with sibling discounts• Scholarships still available for families who require financial assistance
What is changing?	<ul style="list-style-type: none">• Everyone will need to create a new account• New look and feel with a simpler registration process• Scholarships will require the entry of a coupon code at checkout – the code will be provided on the first screen of the registration process and will need to be entered on the “registration details” screen• Integration with the Dick’s Team Manager app, which has all of the prior capabilities of the SSU Play app, plus inclusion of GameChanger app features• Ability (but not requirement) to upload school enrollment forms during registration for players who live out of boundary• \$3 fee charged by Sports Connect for each transaction effective January 3, 2020 (regardless of the number of players registered, the max fee is \$3)• Introduction of a late registration surcharge for registrations made within two weeks of the system moving to a waitlist; late registrations significantly complicate workout schedule and roster building, so we want to encourage early registration
Potential future enhancements	<ul style="list-style-type: none">• Ability to upload additional forms and paperwork• Payment plans that allow automatic billing over time



Account creation

- Click on the following URL or type it into your browser:
<https://clubs.bluesombrero.com/Default.aspx?tabid=652878>
- You should see this page to create a new account
- Enter your email address, create a username, and enter a password
- Click “Create Account”

CAPITOL HILL LITTLE LEAGUE



Email Address

Create Username


Username is required

Password

Password is required

Confirm Password

Create Account




Create Account Details

- You will be prompted to provide additional details on your name, address, and contact information
- Please enter your address information carefully, as this will be used to determine if your player lives within our league boundaries
(Remember, you still qualify to play in CHLL, if your player attends a school within CHLL boundaries.)
- You will be able to add a second account holder (e.g., second parent/guardian) to your account
- Click “Continue” to move to the next screen

1 Account Details 2 Add Participants 3 Program Information 4 Confirm and Checkout

Account Holder 1: Primary Parent/Guardian Information

 Email: r...@gmail.com
Username: reg...

Gender*

First Name*

Last Name*

Select the relationship to your participants*

Street*

Unit#

City*

State*

Zip Code*

Cell Phone*

Telephone

Would you like to receive text alerts? [What's this?](#) ☒ Yes ☐ No

Account Holder 2: Additional Parent/Guardian Information

After filling in this information, once you click "Continue" below we will send an account invite to the person designated.

Gender

First Name

Last Name

Additional Contact Email

Select the relationship to your participants*


Order Summary

Registration	\$0.00
Cart Subtotal	\$0.00

[View Cart](#)

Need Help?

Capitol Hill Little League
PO Box 15454
Washington, District of Columbia 20003
information@chillc.org
Sports Connect is the leader in online registration for youth sports leagues across the country. If you are having trouble registering, please check out our [Registration FAQ](#).



Add Players to Your Account

- You will now be prompted to add your children as “participants”
- Ensure gender, birthdate, and address are correct*
- After you add your first participant, you may add additional children as participants
- When you have finished adding players, click “Continue” to move to the next screen

Capitol Hill Little League

Account Details 2 Add Participants 3 Program Information 4 Confirm and Checkout

New Participant Information

Are you also the participant? Yes No

Please upload the participant's photo & fill out their information below

Gender* Male

Legal First Name* DD

Middle Initial

Legal Last Name* Registrar

Suffix

Date of Birth* Feb 3 2009

Email Address

Cell Phone

Is the participant's address the same as the primary account holder's address? Yes No

Street* 555 Pennsylvania Ave SE

Unit#

City* Washington

State* District of Colu...

Zip Code* 20003

+ New Participant Continue

Order Summary

Registration	\$0.00
Cart Subtotal	\$0.00


[View Cart](#)

Need Help?

Capitol Hill Little League
PO Box 15454
Washington, District of
Columbia 20003
information@chlldc.org

Sports Connect is the leader in online registration for youth sports leagues across the country. If you are having trouble registering, please check out our [Registration FAQ](#).

***Note:** This information is reported to Little League International. Providing incorrect information can affect our summer tournament eligibility, as well our league charter.



Finish Account Creation and Start Registration

Once you have added your players, you may do any of the following:

- Review your account information and return to register later
- Logout of the system and return to register later
- Continue to registration – the system will only show programs for which your player is eligible based on his or her age and gender

The screenshot displays the registration interface for Capitol Hill Little League. At the top, a dark navigation bar contains the text "Capitol Hill Little League" and a progress indicator with four steps: "Account Details" (checked), "Add Participants" (checked), "Program Information" (active, highlighted in blue), and "Confirm and Checkout" (4). Below the navigation bar, the main content area is divided into two columns. The left column, titled "DR DD's Available Programs", lists two options: "Spring 2020 Baseball" with a price of \$125.00, and "Spring 2020 Challenger Division" with a price of \$0.00. Each option has a "View Description" link and a "Select" button. The right column, titled "Order Summary", shows "Registration" at \$0.00 and "Cart Subtotal" at \$0.00, with a "View Cart" button. Below the "Order Summary" is a "Need Help?" section with contact information for Capitol Hill Little League and a link to the Registration FAQ. At the bottom of the interface, there are buttons for "Back", "+ New Participant", and "Continue".

Back to My Account / Logout

Capitol Hill Little League

Account Details Add Participants **3** Program Information 4 Confirm and Checkout

DR DD's Available Programs

		Price		
1	Majors - Little League Baseball	\$125.00	ⓘ	Select
View Description				
1	Challenger - Little League Challenger Division	\$0.00	ⓘ	Select
View Description				

Back + New Participant Continue

Order Summary

Registration	\$0.00
Cart Subtotal	\$0.00

[View Cart](#)

Need Help?

Capitol Hill Little League
PO Box 15454
Washington, District of Columbia 20003
information@chlldc.org

Sports Connect is the leader in online registration for youth sports leagues across the country. If you are having trouble registering, please check out our [Registration FAQ](#).